




Republic of the Philippines  
Department of Agriculture  
**SUGAR REGULATORY ADMINISTRATION**  
Sugar Center Bldg., North Ave., Diliman, Quezon City  
Philippines 1101  
TIN 000-784-336

MEMO-REG-LMD-2017-Dec-004



December 14, 2017

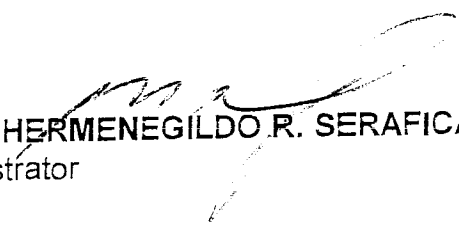
CIRCULAR LETTER NO. 8  
Series of 2017-2018

**SUBJECT : RAW SUGAR PRODUCTION BY PRODUCER/  
BY AFFILIATION FOR CROP YEAR 2016-2017**

For the information and guidance of all concerned, SRA issues the official copy of Raw Sugar Production By Producer/By Affiliation for Crop Year 2016-2017 with their corresponding shares and percentages of the different National Producers covering the said Crop Year.

The complete list of the above-mentioned subject is hereto attached.

Please be guided accordingly.

  
**ENGR. HERMENEGILDO R. SERAFICA**  
Administrator



Republic of the Philippines  
Department of Agriculture  
**SUGAR REGULATORY ADMINISTRATION**  
Sugar Center Bldg., North Ave., Diliman, Quezon City  
Philippines 1101  
TIN 000-784-336

**RAW SUGAR PRODUCTION  
BY PRODUCER/BY AFFILIATION  
CROP YEAR 2016 - 2017**

<b>MILL ASSOCIATION</b>	<b>PRODUCTION (In Metric Tons)</b>	<b>% OF MILL PRODUCTION</b>
<b>TOTAL</b>	<b>796,206.28</b>	<b>100.00%</b>
P S M A	603,926.15	75.85%
P I M A	112,372.28	14.11%
NON-AFFILIATED	73,504.50	9.23%
OTHER NON-AFFILIATED SHARE	6,403.35	0.80%

\* Subject to adjustment



Republic of the Philippines  
 Department of Agriculture  
**SUGAR REGULATORY ADMINISTRATION**  
 Sugar Center Bldg., North Ave., Diliman, Quezon City  
 Philippines 1101  
 TIN 000-784-336

**RAW SUGAR PRODUCTION  
 BY PRODUCER / BY AFFILIATION  
 CROP YEAR 2016 - 2017**

FEDERATION	PRODUCTION (In Metric Tons)	% OF PLANTERS PRODUCTION
<b>PLANTERS' TOTAL</b>	<b>1,704,179.21</b> =====	<b>100.00%</b> =====
1. CONFED	647,796.06	38.01%
2. UNIFED	387,191.89	22.72%
3. NFSP	205,658.00	12.07%
4. NON-AFFILIATED	239,096.77	14.03%
5. PANAYFED	112,767.12	6.62%
6. LUZONFED	111,669.38	6.55%

\* Subject to adjustment



Republic of the Philippines  
Department of Agriculture  
**SUGAR REGULATORY ADMINISTRATION**  
Sugar Center Bldg., North Ave., Diliman, Quezon City  
Philippines 1101  
TIN 000-784-336

**LIST OF MILLS AFFILIATED WITH PIMA**  
**CROP YEAR 2016-2017**  
**(In Metric Tons)**

1	URC Southern Negros Development Corp.	47,471.31
2	Central Azucarera de Bais, Inc.	22,775.73
3	Universal Robina Sugar Milling Co.	22,951.04
4	Universal Robina Corporation - PASSI	19,174.20
<b>TOTAL</b>		<b>112,372.28</b>

**NON-AFFILIATED MILLS**  
**CROP YEAR 2016-2017**  
**(In Metric Tons)**

1	Cotabato Sugar Central Co., Inc.	16,192.22
2	Central Azucarera de San Antonio, Inc.	21,395.63
3	Penafancia Sugar Mill, Inc.	4,219.97
4	URC SURE (Baiayan)	14,961.56
5	Davao Sugar Central Co., Inc.	14,597.43
6	Organic Producers in the Island of Negros	2,137.69
<b>TOTAL</b>		<b>73,504.50</b>

**OTHER NON-AFFILIATED SHARES**  
**CROP YEAR 2016-2017**  
**(In Metric Tons)**

1	Farm Worker's Share (BISCOM)	6,403.35
<b>TOTAL</b>		<b>6,403.35</b>



Republic of the Philippines  
 Department of Agriculture  
**SUGAR REGULATORY ADMINISTRATION**  
 Sugar Center Bldg., North Ave., Diliman, Quezon City  
 Philippines 1101  
 TIN 000-784-336

**LIST OF MILLS AFFILIATED WITH PSMA  
 CROP YEAR 2016 - 2017**


M I L L	Quantity (In MT)
1 Central Azucarera Don Pedro, Inc.	38,426.40
2 Central Azucarera De Tarlac	16,993.15
3 BISCOM, INC.	64,033.71
4 First Farmers Holding Corp.	22,119.54
5 Hawaiian-Philippine Co.	42,923.87
6 Central Azucarera Dela Carlota, Inc.	72,500.43
7 Lopez Sugar Corp.	48,560.18
8 Victorias Milling Co., Inc.	91,933.36
9 Capiz Sugar Central, Inc.	14,428.68
10 Bogó-Medellin Milling Co., Inc.	7,463.47
BM Medical Center	
11 Busco Sugar Milling Co., Inc.	75,856.09
12 Universal Robina Corporation - Tolong	15,055.43
13 Hideco Sugar Milling Company	11,117.64
14 Crystal Sugar Co., Inc.	59,231.52
15 Sweet Crystal Integrated Sugar Mill Corp. (PORAC)	4,795.71
16 Sagay Central Inc.	13,520.53
17 URC SURE-CARSUMCO	4,966.44
<b>TOTAL</b>	<b>603,926.15</b>



Republic of the Philippines  
 Department of Agriculture  
**SUGAR REGULATORY ADMINISTRATION**  
 Sugar Center Bldg., North Ave., Diliman, Quezon City  
 Philippines 1101  
 TIN 000-784-336


**CONFEDERATION OF SUGAR PRODUCERS ASSOCIATION, INC.  
 (CONFED)  
 \*\* MEMBERS \*\***

		CY 2016-2017 PRODUCTION (In MT)	% PRODUCTION
<b>GRAND TOTAL - - - - -</b>		<b><u>647,796.06</u></b>	<b><u>100.00%</u></b>
<b>LUZON</b>			
1	Bicol Sugar Planters Coop. (BISUPLA) - - - - -	2,157.20	0.33%
	a. Pensumil	2,157.20	
2	Camarines Sugarcane Planters Assn. Inc. - - - - -	1,822.21	0.28%
	a. Pensumil	1,822.21	
3	CAT Planters' Assn., Inc. (CATPA) - - - - -	12,410.97	1.92%
	a. Tarlac	12,410.97	
4	North Pampanga Agriculture Coop[erative	1,344.08	0.21%
	a. Sweet Crystal - PORAC	1,344.08	
5	Northern Phil. Planters Association, Inc. - - - - -	880.74	0.14%
	a. URC Sure-Cagayan	880.74	
6	Northern Phil. Farmers Multi-Purpose Coop., Inc. - - - - -	2,292.17	0.35%
	a. URC Sure-Cagayan	2,292.17	
7	Pasudeco Coop. Mktg. Assn., Inc. - - - - -	-	0.00%
	a. Sweet Crystal - PORAC		
8	Pensumil Employees' Multi-Purpose Coop. - - - - -	700.18	0.11%
9	Pampanga Agro Sugar Planters Assn. Inc. - - - - -	1,917.68	0.30%
	a. Sweet Crystal - PORAC	1,917.68	
10	Unaffiliated Planters of URC Cagayan - - - - -	-	0.00%
	a. URC - Cagayan		
	<b>Sub Total - - - - -</b>	<b><u>23,525.23</u></b>	<b><u>3.63%</u></b>
<b>C.E. VISAYAS/MINDANAO</b>			
1	Agila Farms, Inc. (AGILIA) - - - - -	399.75	0.06%
	a. Busco	399.75	
2	Alliance	-	0.00%
	a. Crystal		



Republic of the Philippines  
 Department of Agriculture  
**SUGAR REGULATORY ADMINISTRATION**  
 Sugar Center Bldg., North Ave., Diliman, Quezon City  
 Philippines 1101  
 TIN 000-784-336

		CONFED CY 2016-2017 PRODUCTION (In MT)	Page 2 of 6 % PRODUCTION
3	Associated Bukidnon Sugarcane Farmers, Inc. (ABSFI) -----	23,382.77	3.61%
	a. Crystal	23,382.77	
4	Associated Bukidnon Sugarcane Farmers Multi-Purpose Cooperative (ABSFMPC) -----	47,926.47	7.40%
	a. Busco	47,926.47	
5	Busco Sugar Milling Co., Inc. Silangan	176.73	0.03%
	a. Busco	176.73	
6	Cotabato Non-Member -----	22,699.76	3.50%
7	Cotabato Alliance of Sugarcane Producers/ Growers, Inc. -----	108.25	0.02%
8	Davao Non-Members -----	17,508.89	2.70%
9	Free Planter Producer coop	18.91	0.00%
	a. Cotabato	18.91	
10	High Yield Sugar Farms Corporation -----	1,485.29	0.23%
	a. Cotabato	1,485.29	
11	Matalam-Kabacan Sugarcane Planters MPC -----	200.82	0.03%
	a. Cotabato	200.82	
12	Mlang-Tulunan Sugarcane Planters MPC -----	200.93	0.03%
	a. Cotabato	200.93	
13	Non-Associated Consolidated Agri-Mgt. Corp., Inc. (CAMC) -----	795.78	0.12%
	a. Busco	795.78	
14	Sugarcane Farmers of Bukidnon Multi-Purpose Cooperative (SFBMPC) -----	37,741.75	5.83%
	a. Crystal	37,741.75	
15	Sugar Producers Assn. of Bukidnon, Inc. (SPABI) -----	26,263.50	4.05%
	a. Busco	13,785.19	
	b. Crystal	12,478.31	
16	United Sugarcane Planters of Davao (USPD) -----	3,991.10	0.62%
	a. Davao	2,314.91	
	b. Cotabato	1,676.19	



		CONFED CY 2016-2017 PRODUCTION (In MT)	% PRODUCTION
17	United Sugarcane Planters of Davao Multi-purpose Cooperative (USPDMPC)	5.37	0.00%
	a. Crystal	5.37	
18	United Sugarcane Planters of Bukidnon, Assn, Inc (USPBA, INC.)	11,816.70	1.82%
	a. Crystal	11,816.70	
	<b>Sub Total</b>	<b>194,722.77</b>	<b>30.06%</b>

**NEGROS**

1	Asociacion de Agricultores de la Carlota y Pontevedra, Inc.	120,919.27	120,919.27	18.67%
2	Asociacion de Hacenderos de Silay y Saravia, Inc. (AHSSI)	50,156.45	50,156.45	7.74%
	a. Hawaiian-Phils	50,156.45		
3	Asociacion de Hacenderos de Silay y Saravia, Inc. (AHSSI- Direct)	4,850.77	4,850.77	0.75%
	a. Victorias	4,850.77		
4	Asociacion de Hacenderos de Silay y Saravia, Inc. (AHSSI-SILAY T.S.)	91.24	91.24	0.01%
	a. Victorias	91.24		
5	Asociacion de Hacenderos de Silay y Saravia, Inc. (AHSSI-MURCIA T.S.)	3.09	3.09	0.00%
	a. Victorias	3.09		
6	Asociacion de Hacenderos de Silay y Saravia, Inc. (AHSSI- DULAO)	40.01	40.01	0.01%
	a. Victorias	40.01		
7	Associated Planters of Silay-Saravia, Inc. (APSSI)	19,383.62	19,383.62	2.99%
	a. Hawaiian-Phils	18,639.10		
	b. Victorias	744.52		
8	Associated Planters of Silay-Saravia, Inc. (APSSI SILAY T.S.)	10.41	10.41	0.00%
	a. Victorias	10.41		
9	AHSSI -UNIFARMS DULAO	101.28	101.28	0.02%
	a. Victorias	101.28		





		CONFED CY 2016-2017 PRODUCTION (In MT)	% PRODUCTION
10	AHSSI -UNIFARMS MPC -----	1,357.31	0.21%
	a. Victorias	1,357.31	
11	Central Lopez Planters Assn. (CLOPA) -----	4,189.71	0.65%
	a. Lopez	4,189.71	
12	C-Prime, DULAO -----	43.71	0.01%
	a. Victorias	43.71	
13	C-Prime, Direct -----	7,708.81	1.19%
	a. Victorias	7,708.81	
14	C-Prime II, Direct ( Selected) -----	3,150.26	0.49%
	a. Victorias	3,150.26	
15	C-Prime III - TS -----	2,490.44	0.38%
	a. Victorias	2,490.44	
16	C-Prime -MURCIA -T.S. -----	225.87	0.03%
	a. Victorias	225.87	
17	C-Prime -SILAY-T.S. -----	0.59	0.00%
	a. Victorias	0.59	
18	First Farmers Association -----	64,585.57	9.97%
19	HIPACEN -----	16,581.86	2.56%
	a. Lopez	16,581.86	
20	Independent Sagay-Escalante Planters' Assn. (ISEPI) -----	3,314.66	0.51%
	a. Lopez	3,314.66	
21	ISEPI - MPC -----	3,598.90	0.56%
	a. Lopez	3,598.90	
22	Mabinay Planters Association (MAPLA) -----	969.09	0.15%
	b. Bais	53.80	
	a. URC - Ursumco	915.29	
23	NABINKALAN -----	2,234.47	0.34%
	a. Lopez	2,234.47	
24	Negros Oriental Planters Assn. (NOPA) -----	9,265.05	1.43%
	a. Bais	9,265.05	
25	NOSMAC -----	12,410.18	1.92%
	a. URC - Ursumco	12,410.18	




		CONFED CY 2016-2017 PRODUCTION (In MT)	% PRODUCTION
26	NSFAI (Formerly UCSPA-NSFAI)	951.86	0.15%
	a. Victorias	951.86	
27	NSFAI-DISTRICT	1,481.82	0.23%
	a. Victorias	1,481.82	
28	Tolong Multi-Purpose Cooperative (TMPC) -----	7,895.46	1.22%
29	Tolong Sugar Planters Assn., Inc. (TSPA) -----	19,945.36	3.08%
30	Un-Associated Planters' Assn. of Lopez -----	36,554.24	5.64%
	a. Lopez	36,554.24	
31	VICMICO PAI -----	20,791.57	3.21%
	a. Victorias	20,791.57	
32	VICMICO PAI - ED -----	7,582.57	1.17%
	a. Victorias	7,582.57	
33	VICMICO PAI - ED - JERUSALEM -----	112.61	0.02%
	a. Victorias	112.61	
34	VICMICO PAI - ED - ALEGRIA -----	650.98	0.10%
	a. Victorias	650.98	
35	VICMICO PAI - ED - DIR. LA CARLOTA -----	0.00	0.00%
	a. Victorias		
36	VICMICO PAI - ED - ALCTS -----	3,515.46	0.54%
	a. Victorias	3,515.46	
37	VICMICO PAI - ED - CGTS -----	0.00	0.00%
	a. Victorias		
38	VICMICO ED - DULAO -----	126.62	0.02%
	a. Victorias	126.62	
39	VICMICO PAI - ED - HORTENCIA -----	1.44	0.00%
	a. Victorias	1.44	
40	VICMICO PAI - ED - ILOILO -----	14.19	0.00%
	a. Victorias	14.19	
41	VICMICO PAI - ED - SILAY T.S. -----	2.44	0.00%
	a. Victorias	2.44	



Republic of the Philippines  
 Department of Agriculture  
**SUGAR REGULATORY ADMINISTRATION**  
 Sugar Center Bldg., North Ave., Diliman, Quezon City  
 Philippines 1101  
 TIN 000-784-336


		CONFED CY 2016-2017 PRODUCTION (In MT)	% PRODUCTION
42 VICMICO PAI - MURCIA-T.S. -----		9.98	0.00%
a. Victorias	9.98		
43 UNIFARMS-MURCIA-T.S. -----		77.46	0.01%
a. Victorias	77.46		
<b>SUB TOTAL -----</b>		<b>427,396.68</b>	<b>65.98%</b>
		=====	=====
<b>P A N A Y</b>			
1 Capiz First Federation of United Cooperative, Inc. -----		2,151.38	0.33%
<b>Sub Total -----</b>		<b>2,151.38</b>	<b>0.33%</b>
		=====	=====



**UNITED SUGAR PRODUCERS FEDERATION OF THE PHILIPPINES  
 (UNIFED)**


**\*\* MEMBERS \*\***

		CY 2016-2017 PRODUCTION (In MT)	% PRODUCTION
<b>GRAND TOTAL</b> -----		<b>387,191.89</b> =====	<b>100.00%</b> =====
<b>LUZON</b>			
1	Peñafrancia Multi-purpose Cooperative -----	305.91	0.08%
	a. Pensumil 305.91		
2	San Isidro Development Cooperative -----	16.48	0.00%
	a. Pensumil 16.48		
<b>Sub Total</b> -----		<b>322.39</b> =====	<b>0.08%</b> =====
<b>NEGROS</b>			
1	Asociacion Agricola de Bais y Tanjay, Inc. (AABT) -----	21,268.66	5.49%
	a. Bais 12,060.56		
	b. URC - Ursumco 9,208.10		
2	Association of Negros Agro Producers, Inc. (ANAPI) -----	28,268.12	7.30%
	a. Lopez 28,268.12		
3	Binalbagan Isabela Planters Association Inc. (BIPA) -----	52,176.24	13.48%
	a. Biscom 52,176.24		
4	COFA -----	10,773.68	2.78%
	a. Biscom 10,773.68		
5	COFA - MARS -DULAO -----	423.67	0.11%
	a. Victorias 423.67		
6	COFA - MARS -----	2,682.02	0.69%
	a. Victorias 2,682.02		
7	COFA - DULAO -----	15.03	0.00%
	a. Victorias 15.03		
8	COFA - DIRECT -----	14,790.44	3.82%
	a. Victorias 14,790.44		
9	COFA - MA. CECILIA -----	6,447.60	1.67%
	a. Victorias 6,447.60		
10	COFA - KABANKALAN -----	5,889.79	1.52%
	a. Victorias 5,889.79		




Republic of the Philippines  
 Department of Agriculture  
**SUGAR REGULATORY ADMINISTRATION**  
 Sugar Center Bldg., North Ave., Diliman, Quezon City  
 Philippines 1101  
 TIN 000-784-336

		UNIFIED CY 2016-2017 PRODUCTION (In MT)	Page 2 of 5 % PRODUCTION
11	COFA - GUCIT.S. ----- a. Victorias	10,452.48	2.70%
12	COFA - MABINAY ----- a. Victorias	6,224.40	1.61%
13	COFA - INAYAWAN -T.S. ----- a. Victorias	3,421.16	0.88%
14	COFA - INAPOY ----- a. Victorias	8,228.03	2.13%
15	COFA - ILOILO ----- a. Victorias	14.05	0.00%
16	COFA - HIMAMAYLAN ----- a. Victorias	2,200.77	0.57%
17	COFA - MURCIA-T.S. ----- a. Victorias	37.82	0.01%
18	La Carlota Planters Association ----- a. La Carlota	13,724.77	3.54%
19	Hawaiian-Philippine Planters Assn., Inc. (HPPAI) ----- a. Hawaiian-Phil	13,969.98	3.61%
20	Independent Planters of BISCOM, Inc. (IPOBI) ----- a. Biscom	29,012.49	7.49%
21	Kabilog Planters Assn. ----- a. URC - Sonedco	51,231.31	13.23%
22	MAMLAMBUS TS a. Victorias	738.58	0.19%
23	Negros Consolidated Farmers Assn., Inc. (COFA) ----- a. Biscom	-	0.00%
24	Negros Del Norte Planters Assn., Inc. (NDNPAI-EDJ) ----- a. Victorias	17.80	0.00%
25	Negros Del Norte Planters Assn., Inc. (NDNPAI-USPCO) -- a. Victorias	1,591.12	0.41%



Republic of the Philippines  
 Department of Agriculture  
**SUGAR REGULATORY ADMINISTRATION**  
 Sugar Center Bldg., North Ave., Diliman, Quezon City  
 Philippines 1101  
 TIN 000-784-336

		UNIFIED CY 2016-2017 PRODUCTION (In MT)	% PRODUCTION
26	Negros Del Norte Planters Assn., Inc. (NDNPAI)- - - - -	10,600.36	2.74%
	a. Victorias	10,600.36	
27	Negros Del Norte Planters Assn., Inc. (NDNPAI ED-SILAY-T.S.) - - -	2.29	0.00%
	a. Victorias	2.29	
28	Negros Del Norte Planters Assn., Inc. -PSPA (NDNPAI PSPA)- - - -	63.87	0.02%
	a. Victorias	63.87	
29	Negros Del Norte Planters Assn., Inc. (NDNPAI-ED HORTENCIA)- - - - -	2.86	0.00%
	a. Victorias	2.86	
30	Negros Del Norte Planters Assn., Inc. (NDNPAI-ED-DULAO)- - - -	183.51	0.05%
	a. Victorias	183.51	
31	Negros Del Norte Planters Assn., Inc. (NDNPAI-ED)- - - - -	818.35	0.21%
	a. Victorias	818.35	
32	Negros Del Norte Planters Assn., Inc. (NDNPAI-ED MURCIA T.S.)- - -	75.61	0.02%
	a. Victorias	75.61	
33	Negros Del Norte Planters Assn., Inc. (NDNPAI- USPCO - - - - -	35.77	0.01%
	MURCIA - T.S.)		
	a. Victorias	35.77	
34	Planter Share of OPTION - - - - -	5,224.41	1.35%
35	Rural Sugarcane Planters Assn., Inc. (RSPA I-Direct) - - - - -	4.37	0.00%
	a. Victorias	4.37	
36	Rural Sugarcane Planters Assn., Inc. (RSPA I DIAN-AY) - - - - -	6,703.16	1.73%
	a. Victorias	6,703.16	
37	Rural Sugarcane Planters Assn., Inc. (RSPA I BUG-ANG) - - - - -	6,530.49	1.69%
	a. Victorias	6,530.49	
38	Rural Sugarcane Planters Assn., Inc. (RSPA I JERUSALEM) - - - - -	7.58	0.00%
	a. Victorias	7.58	
39	Rural Sugarcane Planters Assn., Inc. (RSPA I TOBOSO) - - - - -	3,678.62	0.95%
	a. Victorias	3,678.62	
40	Rural Sugarcane Planters Assn., Inc. (RSPA I SAN CARLOS) - - - - -	4,145.48	1.07%
	a. Victorias	4,145.48	
41	Rural Sugarcane Planters Assn., Inc. (RSPA I PALAU T.S) - - - - -	4,364.83	1.13%
	a. Victorias	4,364.83	



Republic of the Philippines  
 Department of Agriculture  
**SUGAR REGULATORY ADMINISTRATION**  
 Sugar Center Bldg., North Ave., Diliman, Quezon City  
 Philippines 1101  
 TIN 000-784-336

		UNIFED CY 2016-2017 PRODUCTION (In MT)	Page 4 of 5 % PRODUCTION
42	Sonedco Planters Assn., Inc. ----- a. URC - Sonedco 12,851.61	12,851.61	3.32%
43	San Carlos Planters Assn. Inc. ----- a. Lopez 791.97	791.97	0.20%
44	SAGESPLAS - RSPAI ----- a. Lopez 1.24	1.24	0.00%
45	United Farmers Assn. of Negros-South, Inc. (UNIFARMS) ----- a. Biscom 14,293.39	14,293.39	3.69%
46	United Mabinay Farmers Assn. (UMAFAs) ----- a. Bais 29.09 b. URC - Ursumco 52.69	81.78	0.02%
47	UNIFARMCO ----- a. URC - SONEDCO 4,871.13	4,871.13	1.26%
48	Victorias-Manapla-Cadiz Farmers Assn. Inc. ----- (VIMACA - ED) a. Victorias 6,966.96	6,966.96	1.80%
49	Victorias-Manapla-Cadiz Farmers Assn. Inc. ----- (VIMACA - ED DULAO) a. Victorias 226.38	226.38	0.06%
50	Victorias-Manapla-Cadiz Farmers Assn. Inc. ----- (VIMACA - EDJ) a. Victorias 95.68	95.68	0.02%
51	Victorias-Manapla-Cadiz Farmers Assn. Inc. ----- (VIMACA - ILOILO) a. Victorias 119.38	119.38	0.03%
52	Victorias-Manapla-Cadiz Farmers Assn. Inc. ----- (VIMACA - MURCIA - T.S.) a. Victorias 13.07	13.07	0.00%
53	VMCFA ----- a. Victorias 18,141.23	18,141.23	4.69%
54	VMCFAI -ED -HORTENCIA ----- a. Victorias 0.82	0.82	0.00%
<b>Sub Total</b> -----		<b>384,496.21</b> =====	<b>99.30%</b> =====



Republic of the Philippines  
 Department of Agriculture  
**SUGAR REGULATORY ADMINISTRATION**  
 Sugar Center Bldg., North Ave., Diliman, Quezon City  
 Philippines 1101  
 TIN 000-784-336

UNIFED  
 CY 2016-2017  
 PRODUCTION  
 (In MT)

Page 5 of 5  
 % PRODUCTION

**C.E. VISAYAS/MINDANAO**

1	Unaffiliated Planters of HIDECO -----	3.55	0.00%
2	Leyte Cane Planters Assn., Inc. (LCPI) -----	2,369.74	0.61%
	a. Hideco 2,369.74		
	<b>Sub Total</b> -----	<b>2,373.29</b> =====	<b>0.61%</b> =====






Republic of the Philippines  
Department of Agriculture  
**SUGAR REGULATORY ADMINISTRATION**  
Sugar Center Bldg., North Ave., Diliman, Quezon City  
Philippines 1101  
TIN 000-784-336


**NATIONAL FEDERATION OF SUGARCANE PLANTERS**  
**(N F S P)**  
**\*\* MEMBERS \*\***

Page 1 of 5

	CY 2016-2017 PRODUCTION (In MT)	% PRODUCTION
<b>GRAND TOTAL</b> - - - - -	<b>205,658.00</b> =====	<b>100.00%</b> =====
<b>LUZON</b>		
1 Cagayan Sugarcane Planters Assn., Inc. - - - - -	2,936.37	1.43%
a. URC Sure - Carsumco                   2,936.37		
2 Samahang Mag-assukal sa Kaunlaran ng Batangas, Inc. (SAMAKABA) - - - - -	6,107.11	2.97%
a. Don Pedro                               6,107.11		
3 United Sugarcane Planters Association of Cagayan, Inc. (USPACI INC.) - - - - -	-	0.00%
a. URC - Carsumco		
<b>Sub Total</b> - - - - -	<b>9,043.48</b> =====	<b>4.40%</b> =====
<b>NEGROS</b>		
1 Association of Productive Planters of Negros Occidental, Inc. (APP-NEG)- - - - -	8,447.53	4.11%
a. Hawaiian-Phil.                       8,447.53		
2 Association of Productive Planters of Negros Occidental, Inc. (APP-NEGROS - Direct) - - - - -	956.55	0.47%
a. Victorias                             956.55		
3 Association of Productive Planters of Negros Occidental, Inc. (APPN-AFTS-MURCIA-T.S. - - - - -	9.12	0.00%
a. Victorias                             9.12		
4 Association of Productive Planters of Negros Occidental, Inc. (APPN-AFTS-DULAOG - - - - -	2.08	0.00%
a. Victorias                             2.08		
5 Association of Productive Planters of Negros - SILAY-T.S. (APP NEGROS--SILAY-T.S. - - - - -	34.09	0.02%
a. Victorias                             34.09		



	NFSP CY 2016-2017 PRODUCTION (In MT)	% PRODUCTION
6 Sagay-Escalante Planters Assn. (SAGESPLAS) -----	14,897.69	7.24%
a. Lopez	14,897.69	
7 Mabini - Setpg	3,727.88	1.81%
a. Victorias	3,727.88	
8 United Sagay-Escalante-Toboso Planters Assn., Inc. (USETPAI) -----	19,456.05	9.46%
a. Lopez	19,456.05	
9 Northern Negros Planters Assn., Inc. -----	31,395.76	15.27%
a. Sagay	31,395.76	
10 United South VMC Sugarcane Planters Assn., Inc.(USVMCSPA) -Direct)-----	402.23	0.20%
a. Victorias	402.23	
11 Sugarcane Effective Traditional Planters' Association, Inc. (SETPG - DIRECT) -----	2.04	0.00%
a. Victorias	2.04	
12 Tolong United Planters' Assn. Inc. (TUPA) -----	2,596.14	1.26%
13 United Sugarcane Planters Assn. of Negros Oriental (USPANO) -----	2,160.99	1.05%
a. Bais	2,160.99	
14 Integrated Sugarcane Growers of Negros, Inc. (ISGNI-IGLAU-AN) -----	884.64	0.43%
a. Victorias	884.64	
15 Integrated Sugarcane Growers of Negros, Inc. (ISGNI-Direct) -----	2,173.82	1.06%
a. Victorias	2,173.82	
16 Integrated Sugarcane Growers of Negros, Inc. (ISGNI-MURCIA-T.S.) -----	34.30	0.02%
a. Victorias	34.30	
17 United Cadiz Sugarcane Planters' Assn. (UCSPA-ED) ---	416.37	0.20%
a. Victorias	416.37	
18 United Cadiz Sugarcane Planters' Assn. (UCSPA - ED DULAO) -----	7.72	0.00%
a. Victorias	7.72	



Republic of the Philippines  
 Department of Agriculture  
**SUGAR REGULATORY ADMINISTRATION**  
 Sugar Center Bldg., North Ave., Diliman, Quezon City  
 Philippines 1101  
 TIN 000-784-336

	NFSP CY 2016-2017 PRODUCTION (In MT)	% PRODUCTION
19 United Cadiz Sugarcane Planters' Assn. ( UCSPA - ED HORTENCIA ) ----- a. Victorias	-	0.00%
20 United Cadiz Sugarcane Planters' Assn. ( UCSPA - ) ----- a. Victorias	3,103.43 3,103.43	1.51%
21 Sugarcane Effective Traditional Planters' Association, Inc. (SETPG - II AYA) ----- a. Victorias	9,655.61 9,655.61	4.69%
22 Sugarcane Effective Traditional Planters' Association, Inc. (SETPG - JERUSALEM) ----- a. Victorias	2.20 2.20	0.00%
23 APPN-AFTS ----- a. Victorias	1,028.94 1,028.94	0.50%
24 USMAC ----- a. URC - Ursumco	1,269.56 1,269.56	0.62%
25 USVMC -DULAO ----- a. Victorias	0.66 0.66	0.00%
26 NSPAI a. Victorias	3,975.03 3,975.03	1.93%
27 NSPAI-ED a. Victorias	1,054.94 1,054.94	0.51%
28 NSPAI-ED LTS a. Victorias	3.14 3.14	0.00%
29 NSPAI-ED JTS a. Victorias	5.69 5.69	0.00%
30 NSPAI-ED MTS a. Victorias	-	0.00%
<b>Sub Total -----</b>	<b>107,704.20</b> =====	<b>52.37%</b> =====




**PANAY**

1	Barotac - Dumangas Planters Assn. Inc. (BDAPAI) -----		<b>3,317.93</b> =====	<b>1.61%</b> =====
	a. URC - Passi I	2,865.83		
	b. CASA	452.10		


**C. E. VISAYAS/MINDANAO**

1	Bogo-Medellin Sugarcane Planters Association Inc. (BSPMC)-----		14,815.55	7.20%
2	Bukidnon Planters Assn., Inc. (BPAI) -----		17,997.35	8.75%
	a. Busco	17,997.35		
3	Bukidnon Planters Assn.(BPA) -----		21,791.73	10.60%
	a. Crystal	21,791.73		
4	Bukidnon Small Planters Multi-Purpose Coop. (BSPMPC) -----		64.34	0.03%
	a. Crystal	64.34		
5	Samahang Sugarcane Planters, MPC -----		824.87	0.40%
	a. Davao	795.95		
	b. Cotabato	28.92		
6	Free Planters Producers Coop., Inc. -----		1,428.43	0.69%
	a. Davao	1,428.43		
7	Mindanao Sugarcane Planters -----		149.99	0.07%
	a. Davao	149.99		
8	Samahang Sugarcane Planters MPC -----		814.01	0.40%
	a. Davao	814.01		
9	Bukidnon Progressive Planters Multi-Purpose Cooperative (BPPMPC) - -----		2,105.10	1.02%
	a. Busco	2,105.10		
10	Boroc Agricultural Primary MPC, Inc. (BAP-MPC) -----		1,469.02	0.71%
	a. Hideco	1,469.02		



Republic of the Philippines  
 Department of Agriculture  
**SUGAR REGULATORY ADMINISTRATION**  
 Sugar Center Bldg., North Ave., Diliman, Quezon City  
 Philippines 1101  
 TIN 000-784-336


	NFSP CY 2016-2017 PRODUCTION (In MT)	% PRODUCTION
11 Occidental Leyte Sugarcane Farmers Assn., Inc. (OLFAMCA) -----	4,209.20	2.05%
a. Hideco 4,209.20		
12 Ormoc North District Irrigators Multi-Purpose Cooperative, Inc. (ONDIMCO) -----	553.24	0.27%
a. Hideco 553.24		
13 Ormoc Sugar Planters Assn. (OSPA) -----	10,699.81	5.20%
a. Hideco 10,699.81		
14 Leyte United Farmers Association, Inc. (UNIFARM) -----		0.00%
a. Hideco		
15 Bukidnon Integrated Planters Assn. (BIPA) -----	8,669.75	4.22%
a. Busco 971.88		
b. Crystal 7,697.87		
<b>Sub Total</b> -----	<b>85,592.39</b> =====	<b>41.62%</b> =====



Republic of the Philippines  
 Department of Agriculture  
**SUGAR REGULATORY ADMINISTRATION**  
 Sugar Center Bldg., North Ave., Diliman, Quezon City  
 Philippines 1101  
 TIN 000-784-336


**NON- AFFILIATED PLANTERS ASSOCIATION**  
**\*\* MEMBERS \*\***

		CY 2016-2017 PRODUCTION (In MT)	% PRODUCTION
<b>GRAND TOTAL</b> -----		<b>239,096.77</b>	<b>73.63%</b>
		=====	=====
<b>LUZON</b>			
1	Unaffiliated Planters of Don Pedro -----	14,322.64	5.99%
2	Free/Unaffiliated Planters of Batangas -----		0.00%
3	Integrated Planters Coop. -----	58.80	0.02%
	a. Penumil 58.80		
4	Partido Small Sugar Planters Coop. -----	22.24	0.01%
	a. Penumil 22.24		
5	Batangas & Green Future Planters -----	34.86	0.01%
	a. Tarlac 34.86		
6	Christian Mega Cooperative -----	4.97	0.00%
	a. Penumil 4.97		
7	Unaffiliated Planters of Peñafrancia -----	783.22	0.33%
	a. Penumil 783.22		
8	Unaffiliated Planters of URC SURE Carsumco -----	1,927.84	0.81%
9	Guinaban Multi-Purpose Cooperative -----	224.20	0.09%
	a. Penumil 224.20		
10	Penumil-Ventures -----	-	0.00%
	a. Penumil		
11	Tinangus Upland Farmers Consumers Coop. -----	135.38	0.06%
	a. Penumil 135.38		
12	Camarines Sur Development Cooperative -----	1.44	0.00%
	a. Penumil 1.44		
13	Camarines Sur Multi-Products Producers Cooperative -----	90.10	0.04%
	a. Penumil 90.10		
14	Pecuaría Development Coop. Inc. -----	46.18	0.02%
	a. Penumil 46.18		
15	CAT- others -----	6,893.96	2.88%
	a. Tarlac 6,893.96		
<b>Sub Total</b> -----		<b>24,545.83</b>	<b>10.27%</b>
		=====	=====



**NEGROS**

1	Non-Affiliated Planters of BISCOM -----		0.00%
2	Unaffiliated Planters of Bais -----	29,795.91	12.46%
	Unaffiliated	28,357.32	
	TOMPUCO	110.99	
	SYCIP PFWMP	537.62	
	BAYPACI	-	
	HIPACEN	789.98	
3	Unaffiliated Planters of URC - Ursumco -----	16,954.70	7.09%
4	Unaffiliated Planters of URC - SONEDCO -----	20,102.42	8.41%
5	Unaffiliated Planters of VICTORIAS -----		0.00%
6	Unaffiliated Planters of URC- Tolong -----		0.00%
7	Planters Association of Southern Negros, Inc. (PASON) -----	36,752.83	15.37%
	a. Biscom	36,752.83	
8	KUSUG - PA	9,330.37	3.90%
	a. URC-Sonedco	9,330.37	
9	SPDA -----	7,172.63	3.00%
	a. URC-Sonedco	7,172.63	
10	Bayawan United Small Plabnters Associatrion Inc. (BUSPA)--	835.56	0.35%
	a. URC-Tolong	835.56	
11	Maninohon Omod Catmon Posi-on Farmers Multi-Purpose Cooperative (MOCPFAMCO)	47.64	0.02%
	a. URC-Tolong	47.64	
12	Bayawan Multi-Purpose Agricultural Kilusang Bayan (BMAKB)	664.43	0.28%
	a. URC-Tolong	664.43	
13	Bonbonon Farmers Agrarian Reform Multi-Purpose Cooperative (BOFARMPUCO)	8.22	0.00%
	a. URC-Tolong	8.22	
14	ONARB-PA -----	5,450.60	2.28%
	a. URC-Sonedco	5,450.60	
15	Alliance	9,158.70	3.83%
	a. Sonedco	9,158.70	
	<b>Sub Total -----</b>	<b>136,274.01</b>	<b>57.00%</b>
		<b>=====</b>	<b>=====</b>




**PANAY**

1	Unaffiliated Planters of Capiz -----		118.77	0.05%
2	Non Association - CASA -----		7,386.01	3.09%
3	Non-Affiliated Planters of URC Passi I -----		1,666.42	0.70%
4	Dueñas Farmers Planters Assn. Inc. (DFPAI) -----		-	0.00%
	a. CASA			
5	Panay Agrarian Reform Cooperative (PARECO)		676.79	0.28%
	a. CASA	533.77		
	b. URC PASSI	143.02		
6	PATANOM Credit Coop. -----		146.40	0.06%
	a. URC PASSI	18.26		
	b. CASA	128.14		
7	Leyte United Farmers' Assn. (UNIFARM) -----		2,276.74	0.95%
	a. Hideco	2,276.74		
8	CAFFUCI		63.21	0.03%
	a. URC Passi I	63.21		
9	PAIRSI		69.40	0.03%
	a. URC Passi I	69.40		
10	KASAPPI-ARBMPC		439.51	0.18%
	a. URC Passi I	89.98		
	b. CASA	349.53		
11	PILAR SPAI		106.53	0.04%
	a. URC Passi I	106.53		
12	RBL-ERL SPAI		2,177.25	0.91%
	a. URC Passi I	862.59		
	b. CASA	1,314.66		
13	Panay Sugarcane Producer Association, Inc. (PSPA) -----		102.90	0.04%
	a. CASA	102.90		
	<b>Sub Total -----</b>		<b>15,229.94</b>	<b>6.37%</b>
			<b>=====</b>	<b>=====</b>

**MINDANAO**

	Sugarcane Farmers of Bukidnon Multi-Purpose			
1	Cooperative (SFBMPC) -----		63,046.99	26.37%
	a. Busco	63,046.99		
	<b>Sub Total -----</b>		<b>63,046.99</b>	<b>26.37%</b>
			<b>=====</b>	<b>=====</b>






**PANAY FEDERATION OF SUGARCANE FARMERS, INC.**  
**(PANAYFED)**  
**\*\* MEMBERS \*\***

		CY 2016-2017 PRODUCTION (In MT)	% PRODUCTION
<b>GRAND TOTAL -----</b>		<b>112,767.12</b> <b>=====</b>	<b>96.32%</b> <b>=====</b>
<b>P A N A Y</b>			
1	Pilar Sugar Planters Assn., Inc. -----	11,334.98	10.05%
	a. Capiz                                   11,334.98		
2	Lutod - Lutod Planters Assn., Inc. -----	3,408.69	3.02%
	a. Capiz                                   3,352.85		
	b. URC - Passi                         55.84		
3	Capiz - Iloilo Sugarcane Planters Assn., Inc. (CISPAI) -----	11,152.65	9.89%
	a. Capiz                                 10,202.29		
	b. URC - Passi                         931.55		
	b. CASA                                 18.81		
4	Asturias Sugar Planters Assn., Inc. (ASPAL) -----	439.12	0.39%
	a. Capiz                                 407.41		
	b. URC - Passi                         31.71		
5	Panay Sugar Producers Assn., Inc. (PSPA) -----	2,301.90	2.04%
	a. Capiz                                 553.98		
	b. URC - Passi                         1,747.92		
	c. CASA		
6	Jalasig Sugarcane Planters Assn., Inc. -----	32,348.75	28.69%
	a. URC - Passi                         15,490.55		
	b. CASA                                 16,858.20		
7	New Frontier Planters Assn. Inc. (NEFPA) -----	330.06	0.29%
	a. URC -Passi                         106.49		
	b. CASA                                 223.57		
8	New Frontier Sugarcane Planters Assn. Inc. (NEFROSPA) -----	10,020.31	8.89%
	a. URC - Passi                         1,805.41		
	b. CASA                                 8,214.90		
9	M U S P A -----	3,267.05	2.90%
	a. URC - Passi                         3,267.05		
10	CLSM Multi Sectoral Planters Association, inc. -----	10,917.44	9.68%
	(MUSPA)		
	a. Capiz                                 3,701.05		
	b. CASA                                 7,216.39		




Republic of the Philippines  
 Department of Agriculture  
**SUGAR REGULATORY ADMINISTRATION**  
 Sugar Center Bldg., North Ave., Diliman, Quezon City  
 Philippines 1101  
 TIN 000-784-336

		<b>PANAYFED CY 2016-2017 PRODUCTION (In MT)</b>	<b>Page 2 of 2 % PRODUCTION</b>
11	San Enrique Planters Association, Inc. ----- ( S A N E P P A )	4,240.32	3.76%
	a. URC - Passi	3,205.36	
	b. CASA	1,034.96	
12	Iloilo Planters Association, Inc. (IPA) -----	2,156.58	1.91%
	a. Capiz	329.49	
	b. URC - Passi	1,516.93	
	c. CASA	310.16	
13	Northern Iloilo Sugar Planters Assn., Inc. (NISPA) -----	4,530.47	4.02%
	a. Capiz	192.99	
	b. URC - Passi	3,666.18	
	c. CASA	671.30	
14	Western Iloilo Integrated Sugarcane Planters Assn. Inc. --- ( W I I S P A )	948.24	0.84%
	a. URC - Passi	897.97	
	b. CASA	50.27	
15	Multi Sectoral Planters' Assn. -----	-	0.00%
	a. Capiz		
16	Panay Iloilo Integrated Sugar Planters Association Inc. --- ( P I I S P A )	7,742.19	6.87%
	a. URC - Passi	6,084.10	
	b. CASA	1,658.09	
17	Duenas Farmers Planters Assn. Inc. (DFPAI) -----	1803.93	1.60%
	a. URC - Passi	136.12	
	b. CASA	1,667.81	
18	Lemery Agricultural Multi-purpose Cooperative	1321.73	1.17%
	a. Capiz	1,321.73	
19	Panay Agro Industry Researc Specialist, Inc. (PAIRS) -----	66.23	0.06%
	a. CASA	66.23	
20	LEMAG	292.17	0.26%
	a. URC -Passi	286.31	
	b. CASA	5.86	
21	CAISPA	4144.30	3.68%
	a. URC -Passi	1,140.87	
	b. CASA	3,003.43	



**LUZON FEDERATION OF SUGARCANE GROWERS' ASSOCIATION, INC.**  
**(LUZONFED)**  
**\*\* MEMBERS \*\***

	CY 2016-2017 PRODUCTION	% PRODUCTION
<b>GRAND TOTAL - - - - -</b>	<b>111,669.38</b> =====	<b>18.92%</b> =====
<b>LUZON</b>		
1 Asociation De Agricultores de la Region Oeste de Batangas (AAROB) - - - - -	2,090.87	1.87%
a. URC SURE (Balayan)                   2,090.87		
2 Association of Sugar Planters of Central Luzon Inc. (ASUCAL) - - - - -	15,522.20	13.90%
a. Tarlac                                   15,504.78		
b. sweet Crystal -Porac                17.42		
3 Batangas Agricultural Producers Assn., Inc. (BAPA)- - - - -	2,028.34	1.82%
a. Don Pedro                            1,876.45		
b. URC SURE (Balayan)                151.89		
4 Batangas Association of Free Planters, Inc. (BAFPI)- - - - -	451.32	0.40%
a. Batangas		
b. Don Pedro                            451.32		
c. URC Sure (Balayan)		
5 Batangas Integrated Sugar Planters Multi Purpose Cooperative (BISPMPC) - - - - -	17,116.12	15.33%
a. Don Pedro                            7,747.02		
b. Tarlac		
c. URC SURE (Balayan)                9,369.10		
6 Batangas Sugar Planters Coop. Marketing Assn., Inc. (BSPCMA) - - - - -	12,966.25	11.61%
a. Batangas		
b. Don Pedro                            11,275.13		
c. URC Sure (Balayan)                1,691.12		



	LUZONFED CY 2016-2017 PRODUCTION (In MT)	% PRODUCTION
7 Del Carmen Sugar Producers Cooperative Mktg. Assn. Inc.	1,017.34	0.91%
a. Sweet Crystal - PORAC	1,017.34	
8 Eastern Batangas Sugar Planters Coop. Marketing Assn., Inc. (EBSPCMA) -----	3,946.48	3.53%
a. Batangas		
b. Don Pedro	3,060.18	
c. URC Sure (Balayan)	886.30	
9 North Cluster Planters Assn. of Tarlac (NCPAT)	3,202.30	2.87%
a. Sweet Crystal - PORAC	814.89	
b. Tarlac	2,387.41	
10 Planas Ass'n. of Sugar Producers (PASP) -----	2,077.18	1.86%
a. Sweet Crystal - PORAC	2,077.18	
11 Porac Pampanga Sugar Planters' Assn Inc. (PPSPA) ----	1,834.58	1.64%
a. Sweet Crystal - PORAC	1,834.58	
12 Samakaba Producers Cooperative Marketing Multi-Purpose Cooperative (SAPROCCOM-MPC)	161.64	0.14%
a. URC SURE (Balayan)	161.64	
13 SAPROCOM -----	2,828.03	2.53%
a. Don Pedro	2,828.03	
14 Southern Tagalog Sugarcane Growers Association Incorporation (STGAI)	312.93	0.28%
a. URC Sure (Balayan)	312.93	
15 Unaffiliated Planters - LUZONFED -----	45,525.83	40.77%
a. Don Pedro	31,629.58	
b. URC Sure (Balayan)	13,896.25	
16 United Sugarcane Planters Ass'n of Cagayan, Inc.	587.97	0.53%
a. URC Sure Carsumco	587.97	