

# MONTHLY AVERAGE MILLSITE PRICES OF RAW SUGAR AND MOLASSES

Crop Year 2023-2024 (Pesos per 50-Kg. Bag)

Month	"A" Export	"B" Domestic	Composite Price	Molasses (Pesos/MT)
September, 2023		2,757.71	2,757.71	15,078.57
October		2,703.18	2,703.18	14,941.98
November		2,615.54	2,615.54	14,956.27
December		2,414.98	2,414.98	15,145.21
January, 2024		2,405.23	2,405.23	15,473.22
February		2,546.43	2,546.43	15,821.89
March		2,753.42	2,753.42	16,034.60
April		2,560.14	2,560.14	16,678.97
May		2,444.22	2,444.22	17,172.71
June		Terminated		
July		Terminated		
August		Terminated		
<b>AVERAGE</b>		<b>2,577.87</b>	<b>2,577.87</b>	<b>15,700.38</b>

# MONTHLY AVERAGE MILLSITE PRICES OF RAW SUGAR AND MOLASSES


Crop Year 2022-2023 (Pesos per 50-Kg. Bag)

Month	"A" Export	"B" Domestic	Composite Price	Molasses (Pesos/MT)
September, 2022		3,363.71	3,363.71	13,368.39
October		3,311.77	3,311.77	13,813.78
November		3,269.76	3,269.76	13,746.46
December		3,058.46	3,058.46	13,380.56
January, 2023		3,425.27	3,425.27	13,387.33
February		3,091.99	3,091.99	13,328.40
March		3,100.77	3,100.77	13,454.62
April		3,177.19	3,177.19	14,117.12
May		3,120.01	3,120.01	14,071.95
June		3,033.33	3,033.33	15,364.58
July		3,000.00	3,000.00	15,450.00
August		Terminated		
<b>AVERAGE</b>		<b>3,177.48</b>	<b>3,177.48</b>	<b>13,953.02</b>

Source of Data: SRA Sugar Production Bulletin


Regulation Department

Prepared By:

  
KRISTELL ANN P. VIOLETA

Statistical Specialist I

Certified Correct:

  
DIGNA D. GONZALES

Manager III, PPSPD

# MONTHLY AVERAGE MILLSITE PRICES OF RAW SUGAR AND MOLASSES

Crop Year 2021-2022 (Pesos per 50-Kg. Bag)

Month	"A" Export	"B" Domestic	Composite Price	Molasses (Pesos/MT)
September, 2021		1,597.37	1,597.37	10,037.69
October		1,708.81	1,708.81	10,385.11
November		1,680.67	1,680.67	10,716.26
December		1,735.39	1,735.39	10,617.27
January, 2022		1,889.43	1,889.43	11,197.66
February		1,816.10	1,816.10	11,426.29
March		2,022.94	2,022.94	11,617.55
April		2,184.18	2,184.18	11,766.47
May		2,273.26	2,273.26	11,414.15
June		2,348.83	2,348.83	12,670.09
July		2,370.00	2,370.00	12,831.50
August		2,875.47	2,875.47	12,991.16
<b>AVERAGE</b>		<b>2,041.87</b>	<b>2,041.87</b>	<b>11,472.60</b>

# MONTHLY AVERAGE MILLSITE PRICES OF RAW SUGAR AND MOLASSES

Crop Year 2020-2021 (Pesos per 50-Kg. Bag)

Month	"A" Export	"B" Domestic	Composite Price	Molasses (Pesos/MT)
September, 2020	1,114.03	1,521.20	1,492.70	10,625.00
October	1,192.76	1,469.80	1,450.41	9,954.20
November	1,266.74	1,524.73	1,506.67	9,038.87
December	1,283.97	1,509.18	1,493.42	8,705.52
January, 2021	1,269.79	1,507.10	1,490.48	8,977.99
February	1,256.83	1,522.05	1,503.48	9,130.65
March	1,289.59	1,608.23	1,585.93	8,908.76
April	-	1,658.61	1,658.61	8,938.87
May	-	1,653.78	1,653.78	8,841.09
June	-	1,603.56	1,603.56	8,702.23
July	-	1,613.33	1,613.33	10,133.33
August	-	1,641.24	1,641.24	9,825.00
<b>AVERAGE</b>	<b>1,239.10</b>	<b>1,569.40</b>	<b>1,557.80</b>	<b>9,315.13</b>


Source of Data: SRA Sugar Production Bulletin

Regulation Department

Prepared By:

  
KRISTELL ANN P. VIOLETA  
Statistical Specialist I

Certified Correct:


  
DIGNA D. GONZALES  
Manager III, PPSPD

**MONTHLY AVERAGE MILLSITE PRICES OF RAW SUGAR AND MOLASSES****Crop Year 2019-2020 (Pesos per 50-Kg. Bag)**

Month	"A" Export	"B" Domestic	Composite Price	Molasses (Pesos/MT)
September, 2019	1,097.37	1,519.10	1,498.01	10,714.73
October	1,118.81	1,481.65	1,463.51	11,948.09
November	1,191.42	1,515.42	1,499.22	12,570.14
December	1,182.03	1,509.23	1,492.87	11,319.70
January, 2020	1,450.01	1,513.66	1,510.48	10,889.04
February	1,495.24	1,537.18	1,535.09	11,418.02
March	1,484.87	1,472.71	1,473.32	12,237.55
April	1,429.41	1,415.73	1,416.41	11,267.41
May	1,490.54	1,573.78	1,569.62	9,763.07
June	1,194.17	1,479.95	1,565.66	11,659.38
July	1,116.67	1,413.33	1,398.50	12,318.33
August	terminated			
<b>AVERAGE</b>	<b>1,295.50</b>	<b>1,493.80</b>	<b>1,492.97</b>	<b>11,464.13</b>

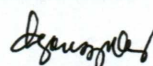
*Source of Data: SRA Sugar Production Bulletin**Regulation Department*

Prepared By:

**KRISTELL ANN P. VIOLETA**

Statistical Specialist I

Certified Correct:

**DIGNA D. GONZALES**

Manager III, PPSPD