

IN METRO MANILA

A. Wholesale Price per 50-Kilo Bag


DATE	RAW				WASHED				REFINED			
	Average	Prevailing	High	Low	Average	Prevailing	High	Low	Average	Prevailing	High	Low
Dec. 2013	1,658.62	1,650.00	1,840.00	1,570.00	1,766.11	1,730.00	1,830.00	1,710.00	2,060.10	2,030.00	2,130.00	1,970.00
2014												
JANUARY	1,598.54	1,630.00	1,650.00	1,540.00	1,722.75	1,730.00	1,830.00	1,660.00	2,007.08	2,020.00	2,100.00	1,930.00
FEBRUARY												
4	1,567.50	1,585.00	1,600.00	1,520.00	1,668.00	1,680.00	1,710.00	1,640.00	1,981.67	2,000.00	2,050.00	1,930.00
7	1,567.50	1,585.00	1,600.00	1,520.00	1,668.00	1,680.00	1,710.00	1,640.00	1,981.67	2,000.00	2,050.00	1,930.00
11	1,567.50	1,585.00	1,600.00	1,520.00	1,668.00	1,680.00	1,710.00	1,640.00	1,981.67	2,000.00	2,050.00	1,930.00
14	1,583.33	1,590.00	1,630.00	1,550.00	1,718.00	1,750.00	1,790.00	1,660.00	1,995.00	1,970.00	2,050.00	1,930.00
18	1,628.33	1,600.00	1,750.00	1,580.00	1,755.00	1,775.00	1,810.00	1,700.00	2,020.83	2,030.00	2,075.00	1,950.00
21	1,628.33	1,600.00	1,750.00	1,580.00	1,755.00	1,775.00	1,810.00	1,700.00	2,020.83	2,030.00	2,075.00	1,950.00
25	1,628.33	1,600.00	1,750.00	1,580.00	1,755.00	1,775.00	1,810.00	1,700.00	2,020.83	2,030.00	2,075.00	1,950.00
28	1,670.00	1,700.00	1,700.00	1,620.00	1,835.00	1,850.00	1,900.00	1,740.00	2,060.00	2,100.00	2,130.00	1,980.00

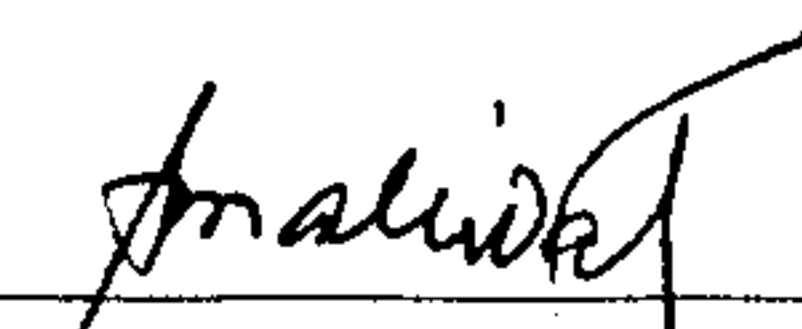
B. Retail Price per Kilo

DATE	RAW				WASHED				REFINED			
	Average	Prevailing	High	Low	Average	Prevailing	High	Low	Average	Prevailing	High	Low
Dec. 2013	40.11	39.00	46.50	35.00	42.93	42.50	48.75	38.00	47.71	47.00	55.50	42.40
2014												
JANUARY	40.15	39.00	46.50	35.00	43.20	42.50	49.75	38.00	47.83	47.00	55.50	42.40
FEBRUARY												
4	40.26	39.00	46.50	36.00	43.44	42.50	49.75	39.00	47.86	47.00	55.50	42.40
7	40.20	39.00	45.00	36.00	43.38	42.50	52.25	39.00	47.75	47.00	55.50	42.40
11	40.17	39.00	45.00	36.00	43.37	42.50	52.25	38.00	47.73	47.00	55.25	42.50
14	40.36	39.00	45.00	36.00	43.40	42.50	52.25	38.00	47.83	47.00	55.25	42.40
18	40.39	39.00	45.00	36.00	43.51	42.50	52.25	38.00	47.84	47.00	55.25	42.40
21	40.30	39.00	45.00	36.00	43.41	42.50	52.25	38.00	47.81	47.00	55.25	42.40
25	40.32	39.00	45.00	36.00	43.45	42.50	52.25	38.00	47.52	47.00	55.25	42.40
28	40.37	39.00	45.00	36.00	43.49	42.50	52.25	38.00	47.84	47.00	55.25	42.40

Prepared by : Planning & Policy Department

Noted:


ROSEMARIE S. GUMERA
 Manager III, Planning & Policy Department


ALICIA M. MALIWAT
 3/5/2014

FEBRUARY 2014 AVERAGE AND PREVAILING SUGAR PRICES IN METRO MANILA

A. WHOLESALE PRICE OF RAW, WASHED AND REFINED SUGAR PER 50-KILO BAG

DATE	RAW				WASHED				REFINED			
	Average	Prevailing	High	Low	Average	Prevailing	High	Low	Average	Prevailing	High	Low
February												
4	1,567.50	1,585.00	1,600.00	1,520.00	1,668.00	1,680.00	1,710.00	1,640.00	1,981.67	2,000.00	2,050.00	1,930.00
7	1,567.50	1,585.00	1,600.00	1,520.00	1,668.00	1,680.00	1,710.00	1,640.00	1,981.67	2,000.00	2,050.00	1,930.00
11	1,567.50	1,585.00	1,600.00	1,520.00	1,668.00	1,680.00	1,710.00	1,640.00	1,981.67	2,000.00	2,050.00	1,930.00
14	1,583.33	1,590.00	1,630.00	1,550.00	1,718.00	1,750.00	1,790.00	1,660.00	1,995.00	1,970.00	2,050.00	1,930.00
18	1,628.33	1,600.00	1,750.00	1,580.00	1,755.00	1,775.00	1,810.00	1,700.00	2,020.83	2,030.00	2,075.00	1,950.00
21	1,628.33	1,600.00	1,750.00	1,580.00	1,755.00	1,775.00	1,810.00	1,700.00	2,020.83	2,030.00	2,075.00	1,950.00
25	1,628.33	1,600.00	1,750.00	1,580.00	1,755.00	1,775.00	1,810.00	1,700.00	2,020.83	2,030.00	2,075.00	1,950.00
28	1,670.00	1,700.00	1,700.00	1,620.00	1,835.00	1,850.00	1,900.00	1,740.00	2,060.00	2,100.00	2,130.00	1,980.00

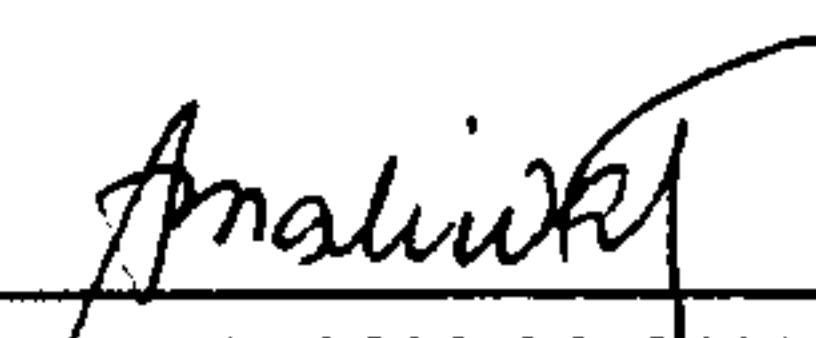
Source of Data: Licensing and Monitoring Division, Regulation Department

B. RETAIL PRICE PER KILO

DATE		RAW				WASHED				REFINED			
		Average	Prevailing	High	Low	Average	Prevailing	High	Low	Average	Prevailing	High	Low
February 2014													
1	**		38.00	42.00	35.00		42.00	45.00	40.00		45.00	52.00	44.00
4	*	40.26	39.00	46.50	36.00	43.44	42.50	49.75	39.00	47.86	47.00	55.50	42.40
	**		38.00	42.00	35.00		42.00	45.00	40.00		45.00	52.00	44.00
6	**		38.00	42.00	35.00		42.00	45.00	40.00		45.00	52.00	44.00
7	*	40.20	39.00	45.00	36.00	43.38	42.50	52.25	39.00	47.75	47.00	55.50	42.40
8	**		38.00	42.00	35.00		42.00	45.00	40.00		45.00	52.00	44.00
11	**		38.00	42.00	35.00		42.00	45.00	40.00		45.00	52.00	44.00
	*	40.17	39.00	45.00	36.00	43.37	42.50	52.25	38.00	47.73	47.00	55.25	42.50
13	**		38.00	42.00	35.00		42.00	45.00	40.00		45.00	52.00	44.00
14	*	40.36	39.00	45.00	36.00	43.40	42.50	52.25	38.00	47.83	47.00	55.25	42.40
15	**		38.00	42.00	35.00		42.00	45.00	40.00		45.00	52.00	44.00
18	*	40.39	39.00	45.00	36.00	43.51	42.50	52.25	38.00	47.84	47.00	55.25	42.40
	**		38.00	42.00	35.00		42.00	45.00	40.00		45.00	52.00	44.00
20	**		38.00	42.00	35.00		42.00	45.00	40.00		45.00	52.00	44.00
21	*	40.30	39.00	45.00	36.00	43.41	42.50	52.25	38.00	47.81	47.00	55.25	42.40
22	**		38.00	42.00	35.00		42.00	45.00	40.00		45.00	52.00	44.00
25	*	40.32	39.00	45.00	36.00	43.45	42.50	52.25	38.00	47.52	47.00	55.25	42.40
	**		38.00	42.00	35.00		42.00	45.00	40.00		45.00	52.00	44.00
27	**		38.00	42.00	35.00		42.00	45.00	40.00		45.00	52.00	44.00
28	*	40.37	39.00	45.00	36.00	43.49	42.50	52.25	38.00	47.84	47.00	55.25	42.40

* Supermarket/Groceries monitored by Regulation Department, SRA

** Wet Markets monitored by BAS


 ALICIA M. MALIWAT
 3/5/2014

Noted:


 ROSEMARIE S. GUMERA
 Manager III, Planning & Policy Department